

Almac Olink™ Technology Proteomics Service

**Multiple Panel Solutions:
From Biomarker Discovery to Clinical Utility**



Olink™
Certified Service Provider

Almac Olink™ Technology Proteomics Service

Almac Diagnostic Services provides clients with multiple Olink proteomics solutions for biomarker research which currently includes Olink Target 48™ for focused pathway analysis, Olink Target 96™ for broad hypothesis-driven studies and Olink Reveal™ for high-throughput, NGS-based protein profiling.

Olink Certified Service Provider

Almac Diagnostic Services is a **Olink Certified Service Provider**, delivering gold-standard proteomics solutions that accelerate biomarker discovery research and clinical applications for precision medicine programmes. The certification ensures every project benefits from innovative Olink technology combined with Almac's CLIA / CAP accredited global labs and high-quality delivery.



Almac provides end-to-end support for your research and clinical biomarker projects including study design, sample preparation, library preparation, qPCR/ NGS sequencing and data analysis. Secure sample storage and future re-analysis options are also available, enabling long-term value from precious clinical samples as part of your drug development programme.



Olink Panel Comparison

Feature	Target 48	Target 96	Reveal
Purpose	Focused panels for immune & neuro pathways	Broad panels for hypothesis-driven research	High-throughput, NGS-based proteomics for large-scale studies
Proteins per Panel	41–45 proteins	Up to 92 proteins	>1,000 proteins
Number of Panels	4 main panels (Cytokine, Immune Surveillance, Neurodegeneration, Mouse Cytokine)	15 disease-focused panels	Single curated library covering immune, inflammation & broad pathways
Total Coverage	~130 Human proteins ~45 Mouse proteins	>1,100 proteins across all panels	>1,000 proteins with deep immune/inflammation profiling
Sample Type * Sample Volume	Plasma or Serum 1 µL per assay	Plasma or Serum 1 µL per assay	Plasma or Serum 4 µL per assay
Throughput	Up to 40 samples per kit	24 to 88 samples per kit	86 samples per kit (scalable to 344 or 688 depending on Illumina Sequencing Platform Chosen.)
Readout	qPCR (absolute and/or relative quantification)	qPCR (relative quantification)	NGS (Illumina platforms: relative quantification)
Instrument	Fluidigm BioMark HD	Fluidigm BioMark HD	Illumina NovaSeq X Plus Illumina NovaSeq 6000 Illumina NextSeq 2000
Best For	Targeted studies, cost-effective smaller cohorts	Large-scale, pathway-focused research	Cohort studies, multi-omics integration, high-throughput biomarker discovery
Turnaround Time	Agreed on a per project basis.	Agreed on a per project basis.	Agreed on a per project basis.
Cost Efficiency	Moderate	Moderate	Highly scalable and cost-effective for large studies

*Other sample types may also be considered for specific client study requirements such as Dried Blood Spots, Sputum, Saliva, Tears, Urine.

Olink Target 48 Panel

With Olink Target 48, researchers can perform highly targeted biomarker studies for immune, inflammation, and neurodegeneration research. The panels deliver absolute quantification from minimal sample volumes using Olink PEA Technology.

Key Highlights

Technology:

Olink PEA Technology with qPCR readout.

Human Panels:

Target 48 Cytokine Panel

Focused on cytokine signalling and inflammatory mediators.

Target 48 Immune Surveillance Panel

Focused on immune system activity and surveillance markers.

Target 48 Neurodegeneration Panel

Focused on key and emerging neurodegenerative disease biomarkers

Coverage:

Up to 45 Proteins per panel

Sample Input:

Only 1 µL of plasma or serum per assay.

Throughput:

40 samples per kit.

Instrument:

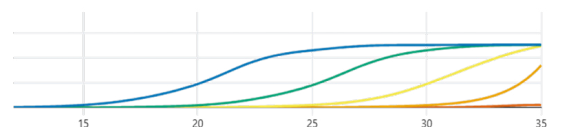

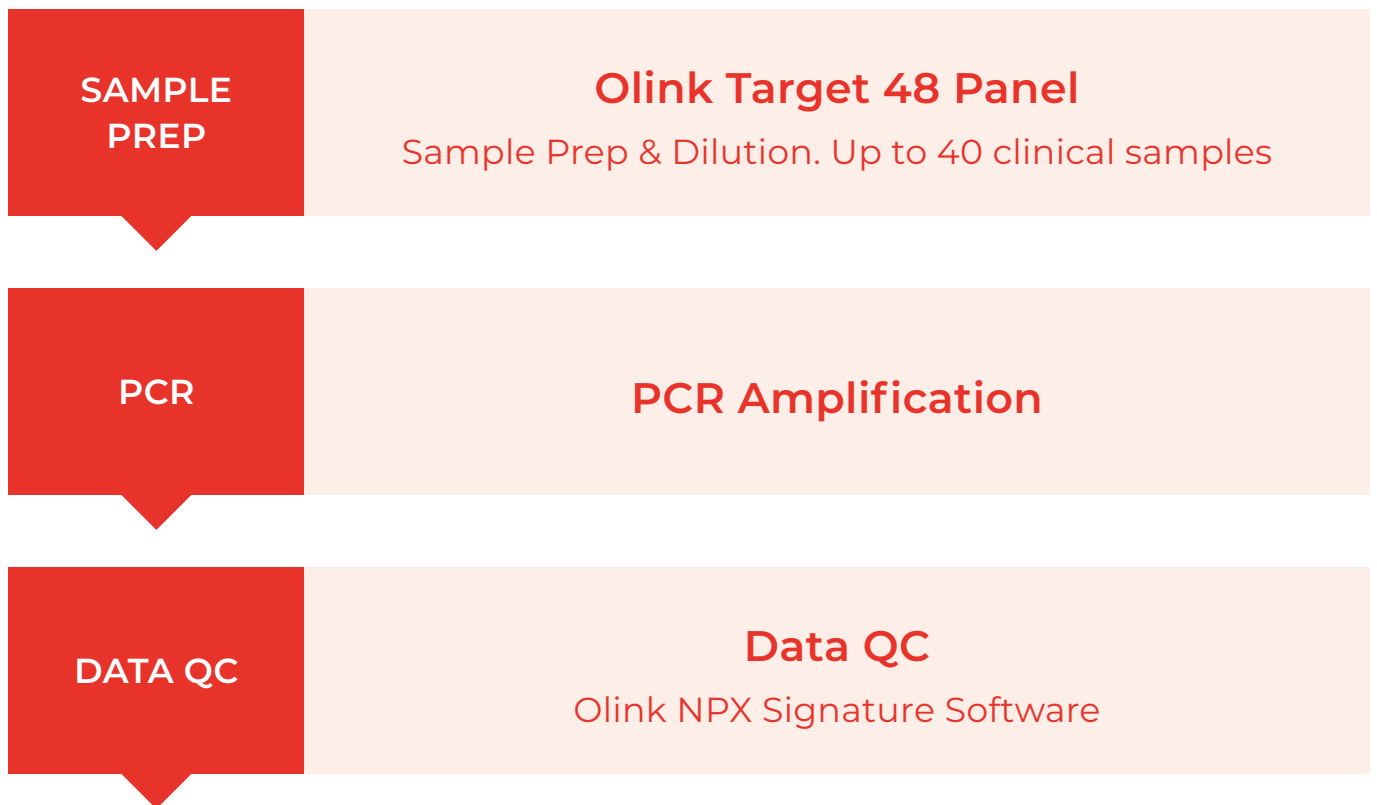
Fluidigm BioMark HD

Sample Requirements

Sample Type	Volume	Storage / Transport Conditions	Notes
Plasma / Serum*	≥1 µL	Ship frozen with sufficient dry ice to avoid thawing	All samples in a project must be of the same sample type; use 96-well plates with V-shaped wells; store at -80°C.
Controls	Provided	N/A	8 external controls per plate; positions reserved in plate layout

*Other sample types may also be considered for specific client study requirements such as Dried Blood Spots, Sputum, Saliva, Tears, Urine.

Workflow



Olink Target 96 Panel

With Olink Target 96, researchers gain access to highly specific, multiplex immunoassays designed for hypothesis-driven studies and pathway-focused research. Choose from 15 strategically designed panels built for specific areas of human disease and key biological processes including: Oncology, Immuno-Oncology, Cardiovascular Disease, Neurology and Inflammation.

Key Highlights

Technology:

Olink PEA Technology with qPCR readout.

Panels:

15 disease-focused panels (e.g., Cardiovascular, Immuno-Oncology, Neurology, Oncology, Inflammation).

Coverage:

Up to 92 proteins per panel; >1,100 proteins across all panels.

Sample Input:

Only 1 µL of plasma or serum per assay.

Throughput:

Up to 88 samples per kit.

Instrument:

Fluidigm BioMark HD

Sample Requirements

Sample Type	Volume	Storage / Transport Conditions	Notes
Plasma / Serum*	≥1 µL	Ship frozen with sufficient dry ice to avoid thawing	All samples in a project must be of the same sample type; use 96-well plates with V-shaped wells; store at -80°C.
Controls	Provided	N/A	8 external controls per plate; positions reserved in plate layout

*Other sample types may also be considered for specific client study requirements such as Dried Blood Spots, Sputum, Saliva, Tears, Urine.

Workflow

**SAMPLE
PREP**

Olink Target 96 Panel

Sample Prep & Dilution. Up to 88 clinical samples

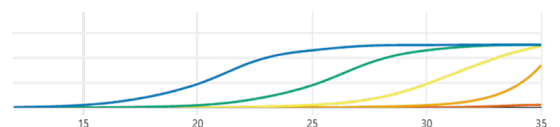

PCR

PCR Amplification

DATA QC

Data QC

Olink NPX Signature Software



Olink Reveal Panel

With Olink Reveal, researchers are able to access powerful NGS based technology for comprehensive protein profiling with broad coverage and a cost-effective solution. Enabling deep profiling of the proteome, the panel covers 537 proteins involved in inflammation and more than 850 proteins associated with disease.

Key Highlights

Technology:

Olink PEA Technology with with NGS readout.

Panels:

Single curated library. Deep immune & inflammation profiling.

Coverage:

>1,000 proteins.

Sample Input:

4 µL per assay.

Throughput:

Up to 86 samples per kit, scalable up to 688

Instrument:

NGS – Illumina Platforms

Sample Requirements

Sample Type	Volume	Storage / Transport Conditions	Notes
Plasma / Serum*	≥4 µL	Please include enough dry ice and send by frozen delivery, to avoid sample thawing during shipping.	All samples in a project must be of the same type; use 96-well plates with V-shaped wells; store at -80°C.
Controls	Provided	N/A	10 controls per plate; positions reserved in plate layout

*Other sample types may also be considered for specific client study requirements such as Dried Blood Spots, Sputum, Saliva, Tears, Urine.

Workflow

**SAMPLE
PREP**

Olink Reveal Panel

Sample Prep & Dilution. Up to 86 clinical samples

**NGS LIBRARY
PREP & SEQ**

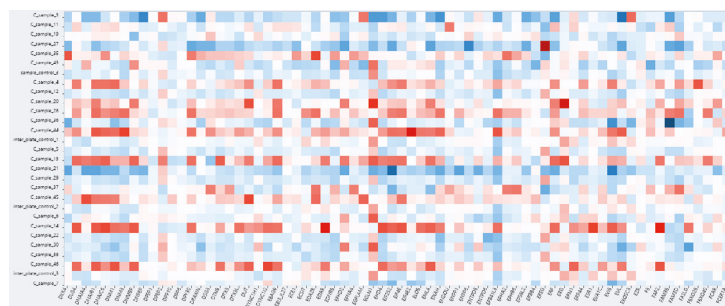
High-Throughput Sequencing

Up to 688 clinical samples

DATA QC

Bioinformatics Data QC

Olink NPX Map Software



Why Choose Almac Diagnostic Services for Proteomics?

Certified Olink Service Provider

Delivering gold-standard quality and reproducibility.

CLIA-certified and CAP-accredited global laboratories

Ensuring compliance and trust.

ISO-aligned quality systems

Robust processes for global consistency.

Proprietary bioinformatics expertise

Advanced analysis and data interpretation.

Consultative approach

Tailored guidance from platform selection to workflow integration.

End-to-end solutions

From study design through to data delivery and actionable insights.



Ready to start your next proteomics biomarker project with Almac?

Find Out More and Contact Us:

www.almacgroup.com/diagnostics/proteomics-service

Contact Us



UK

19 Seagoe Ind Estate
Craigavon
Northern Ireland
BT63 5QD

T: +44 (0) 28 3833 7575
F: +44 (0) 28 3839 8676

diagnostics@almacgroup.com

USA

4238 Technology Drive
Durham
NC 27704
USA

T: +1 (919) 479 8850
F: +1 (919) 471 2633

diagnostics@almacgroup.com

